

Name _____

Due Date _____

Spelling Week 1: Short Vowels

1. Conflicts

5. helpful

2. plans

6. problems

3. examples

7. imagine

4. printed

8. upset

Directions: Complete any attached activities and Choose any 2 activities from the grid below. Staple your extra activities to this packet. Your child may complete these at school during their daily 5 time or at home.

All spelling activities are due on Friday.

<p>Rainbow Words</p> <p>Use the ROYGBIV color pattern to spell your words. Write each letter in a different color.</p>	<p>Pyramid</p> <p>Make letter pyramids with your words.</p> <p>b bu bug</p>	<p>Flash Cards</p> <p>Make a flash card for each word. On one side of the card spell the word. On the other side of the card illustrate the word.</p>
<p>Vowels and Consonants</p> <p>Write each word one time. Circle vowels in red and consonants in blue.</p>	<p>Practice Test</p> <p>Have a parent give you a practice test. Write any missed words 3 times each. Parent signature required.</p>	<p>Round and Round</p> <p>Write your words around the outside of your paper. Continue until you get to the middle.</p> 
<p>Across and Down</p> <p>Write your words across the page and then down the page.</p> <p>a r e r e</p>	<p>Sentences</p> <p>Write a sentence with each of your words. Underline each spelling word in your sentences.</p>	<p>Fancy Cursive</p> <p>Write your words 2 times each in cursive or type your words 2 times each in a fancy font.</p>

Name _____

Due Date _____

Spelling Week 2: Long a

1. became

5. favored

2. raised

6. swayed

3. explained


7. plain

4. separate

8. vain

Directions: Complete any attached activities and Choose any 2 activities from the grid below. Staple your extra activities to this packet. Your child may complete these at school during their daily 5 time or at home.

All spelling activities are due on Friday.

<p style="text-align: center;">Wordle</p> <p>Use www.wordle.net to type all your words and create a word cloud.</p> 	<p style="text-align: center;">A to Z</p> <p>List all your words in alphabetical order.</p>	<p style="text-align: center;">Practice Test</p> <p>Have a parent give you a practice test. Write any missed words 3 times each. Parent signature required.</p>												
<p style="text-align: center;">Letter Count</p> <p>Organize your words in lists by the number of letters in each word.</p> <table border="1" data-bbox="217 1495 505 1619"> <tr> <td>2</td> <td>3</td> <td>4</td> </tr> <tr> <td>on</td> <td>not</td> <td>spot</td> </tr> <tr> <td></td> <td>was</td> <td>then</td> </tr> <tr> <td></td> <td></td> <td>what</td> </tr> </table>	2	3	4	on	not	spot		was	then			what	<p style="text-align: center;">Red Vowels</p> <p>Write all your words in a list and then circle all the vowels in red.</p>	<p style="text-align: center;">Ransom Note</p> <p>Cut out letters from magazines or newspapers and glue to spell your words.</p>
2	3	4												
on	not	spot												
	was	then												
		what												
<p style="text-align: center;">Puzzles</p> <p>Use www.puzzlemaker.com to create a word search or crossword using your words.</p>	<p style="text-align: center;">Sentences</p> <p>Write a sentence with each of your words. Underline each spelling word in your sentences.</p>	<p style="text-align: center;">Fancy Cursive</p> <p>Write your words 2 times each in cursive or type your words 2 times each in a fancy font.</p>												

Name _____

Due Date _____

Spelling Week 3: Long o and Long u

1. arrows

5. contribution

2. boeyed

6. united

3. broken


7. new

4. told

8. used

Directions: Complete any attached activities and Choose any 2 activities from the grid below. Staple your extra activities to this packet. Your child may complete these at school during their daily 5 time or at home.

All spelling activities are due on Friday.

<p>Wordle</p> <p>Use www.wordle.net to type all your words and create a word cloud.</p> 	<p>A to Z</p> <p>List all your words in alphabetical order.</p>	<p>Practice Test</p> <p>Have a parent give you a practice test. Write any missed words 3 times each. Parent signature required.</p>												
<p>Letter Count</p> <p>Organize your words in lists by the number of letters in each word.</p> <table border="1"><tbody><tr><td>2</td><td>3</td><td>4</td></tr><tr><td>on</td><td>not</td><td>spot</td></tr><tr><td></td><td>was</td><td>then</td></tr><tr><td></td><td></td><td>what</td></tr></tbody></table>	2	3	4	on	not	spot		was	then			what	<p>Red Vowels</p> <p>Write all your words in a list and then circle all the vowels in red.</p>	<p>Ransom Note</p> <p>Cut out letters from magazines or newspapers and glue to spell your words.</p>
2	3	4												
on	not	spot												
	was	then												
		what												
<p>Puzzles</p> <p>Use www.puzzlemaker.com to create a word search or crossword using your words.</p>	<p>Sentences</p> <p>Write a sentence with each of your words. Underline each spelling word in your sentences.</p>	<p>Fancy Cursive</p> <p>Write your words 2 times each in cursive or type your words 2 times each in a fancy font.</p>												

Name _____

Due Date _____

Spelling Week 4: Long e

1. even

5. honey

2. leave

6. queens

3. freedom


7. hungry

4. pieces

8. screamed

Directions: Complete any attached activities and Choose any 2 activities from the grid below. Staple your extra activities to this packet. Your child may complete these at school during their daily 5 time or at home.

All spelling activities are due on Friday.

<p>Wordle</p> <p>Use www.wordle.net to type all your words and create a word cloud.</p> 	<p>A to Z</p> <p>List all your words in alphabetical order.</p>	<p>Practice Test</p> <p>Have a parent give you a practice test. Write any missed words 3 times each. Parent signature required.</p>												
<p>Letter Count</p> <p>Organize your words in lists by the number of letters in each word.</p> <table border="1" data-bbox="217 1476 505 1593"><tbody><tr><td>2</td><td>3</td><td>4</td></tr><tr><td>on</td><td>not</td><td>spot</td></tr><tr><td></td><td>was</td><td>then</td></tr><tr><td></td><td></td><td>what</td></tr></tbody></table>	2	3	4	on	not	spot		was	then			what	<p>Red Vowels</p> <p>Write all your words in a list and then circle all the vowels in red.</p>	<p>Ransom Note</p> <p>Cut out letters from magazines or newspapers and glue to spell your words.</p>
2	3	4												
on	not	spot												
	was	then												
		what												
<p>Puzzles</p> <p>Use www.puzzlemaker.com to create a word search or crossword using your words.</p>	<p>Sentences</p> <p>Write a sentence with each of your words. Underline each spelling word in your sentences.</p>	<p>Fancy Cursive</p> <p>Write your words 2 times each in cursive or type your words 2 times each in a fancy font.</p>												

Name _____

Due Date _____

Spelling Week 5: Long i

1. Cried

5. island

2. myself

6. sacrifice

3. fighting


7. might

4. provided

8. unwind

Directions: Complete any attached activities and Choose any 2 activities from the grid below. Staple your extra activities to this packet. Your child may complete these at school during their daily 5 time or at home.

All spelling activities are due on Friday.

<p style="text-align: center;">Wordle</p> <p>Use www.wordle.net to type all your words and create a word cloud.</p> 	<p style="text-align: center;">A to Z</p> <p>List all your words in alphabetical order.</p>	<p style="text-align: center;">Practice Test</p> <p>Have a parent give you a practice test. Write any missed words 3 times each. Parent signature required.</p>												
<p style="text-align: center;">Letter Count</p> <p>Organize your words in lists by the number of letters in each word.</p> <table border="1" data-bbox="219 1470 503 1585"><tbody><tr><td>2</td><td>3</td><td>4</td></tr><tr><td>on</td><td>not</td><td>spot</td></tr><tr><td></td><td>was</td><td>then</td></tr><tr><td></td><td></td><td>what</td></tr></tbody></table>	2	3	4	on	not	spot		was	then			what	<p style="text-align: center;">Red Vowels</p> <p>Write all your words in a list and then circle all the vowels in red.</p>	<p style="text-align: center;">Ransom Note</p> <p>Cut out letters from magazines or newspapers and glue to spell your words.</p>
2	3	4												
on	not	spot												
	was	then												
		what												
<p style="text-align: center;">Puzzles</p> <p>Use www.puzzlemaker.com to create a word search or crossword using your words.</p>	<p style="text-align: center;">Sentences</p> <p>Write a sentence with each of your words. Underline each spelling word in your sentences.</p>	<p style="text-align: center;">Fancy Cursive</p> <p>Write your words 2 times each in cursive or type your words 2 times each in a fancy font.</p>												

Name _____

Due Date _____

Spelling Week 6: Compound Words

1. firelight

5. hillside

2. thunderclap

6. underwater

3. heartbeat


7. mountaintop

4. treetops

8. woodstove

Directions: Complete any attached activities and Choose any 2 activities from the grid below. Staple your extra activities to this packet. Your child may complete these at school during their daily 5 time or at home.

All spelling activities are due on Friday.

<p style="text-align: center;">Wordle</p> <p>Use www.wordle.net to type all your words and create a word cloud.</p> 	<p style="text-align: center;">A to Z</p> <p>List all your words in alphabetical order.</p>	<p style="text-align: center;">Practice Test</p> <p>Have a parent give you a practice test. Write any missed words 3 times each. Parent signature required.</p>												
<p style="text-align: center;">Letter Count</p> <p>Organize your words in lists by the number of letters in each word.</p> <table border="1" data-bbox="219 1476 505 1591"> <tr> <td>2</td> <td>3</td> <td>4</td> </tr> <tr> <td>on</td> <td>not</td> <td>spot</td> </tr> <tr> <td></td> <td>was</td> <td>then</td> </tr> <tr> <td></td> <td></td> <td>what</td> </tr> </table>	2	3	4	on	not	spot		was	then			what	<p style="text-align: center;">Red Vowels</p> <p>Write all your words in a list and then circle all the vowels in red.</p>	<p style="text-align: center;">Ransom Note</p> <p>Cut out letters from magazines or newspapers and glue to spell your words.</p>
2	3	4												
on	not	spot												
	was	then												
		what												
<p style="text-align: center;">Puzzles</p> <p>Use www.puzzlemaker.com to create a word search or crossword using your words.</p>	<p style="text-align: center;">Sentences</p> <p>Write a sentence with each of your words. Underline each spelling word in your sentences.</p>	<p style="text-align: center;">Fancy Cursive</p> <p>Write your words 2 times each in cursive or type your words 2 times each in a fancy font.</p>												

Name _____

Due Date _____

Spelling Week 7: r-controlled vowels ar, or

1. Arctic

5. carnivores

2. form

6. shark

3. born


7. forest

4. forward

8. sharp

Directions: Complete any attached activities and Choose any 2 activities from the grid below. Staple your extra activities to this packet. Your child may complete these at school during their daily 5 time or at home.

All spelling activities are due on Friday.

<p style="text-align: center;">Wordle</p> <p>Use www.wordle.net to type all your words and create a word cloud.</p> 	<p style="text-align: center;">A to Z</p> <p>List all your words in alphabetical order.</p>	<p style="text-align: center;">Practice Test</p> <p>Have a parent give you a practice test. Write any missed words 3 times each. Parent signature required.</p>												
<p style="text-align: center;">Letter Count</p> <p>Organize your words in lists by the number of letters in each word.</p> <table border="1" data-bbox="219 1470 505 1591"> <tbody> <tr> <td>2</td> <td>3</td> <td>4</td> </tr> <tr> <td>on</td> <td>not</td> <td>spot</td> </tr> <tr> <td></td> <td>was</td> <td>then</td> </tr> <tr> <td></td> <td></td> <td>what</td> </tr> </tbody> </table>	2	3	4	on	not	spot		was	then			what	<p style="text-align: center;">Red Vowels</p> <p>Write all your words in a list and then circle all the vowels in red.</p>	<p style="text-align: center;">Ransom Note</p> <p>Cut out letters from magazines or newspapers and glue to spell your words.</p>
2	3	4												
on	not	spot												
	was	then												
		what												
<p style="text-align: center;">Puzzles</p> <p>Use www.puzzlemaker.com to create a word search or crossword using your words.</p>	<p style="text-align: center;">Sentences</p> <p>Write a sentence with each of your words. Underline each spelling word in your sentences.</p>	<p style="text-align: center;">Fancy Cursive</p> <p>Write your words 2 times each in cursive or type your words 2 times each in a fancy font.</p>												

Name _____

Due Date _____

Spelling Week 8: r-controlled vowels er, ir, ur

1. birds

5. caterpillar

2. dangerous

6. furry

3. butterfly


7. curl

4. deter

8. survive

Directions: Complete any attached activities and Choose any 2 activities from the grid below. Staple your extra activities to this packet. Your child may complete these at school during their daily 5 time or at home.

All spelling activities are due on Friday.

<p style="text-align: center;">Wordle</p> <p>Use www.wordle.net to type all your words and create a word cloud.</p> 	<p style="text-align: center;">A to Z</p> <p>List all your words in alphabetical order.</p>	<p style="text-align: center;">Practice Test</p> <p>Have a parent give you a practice test. Write any missed words 3 times each. Parent signature required.</p>												
<p style="text-align: center;">Letter Count</p> <p>Organize your words in lists by the number of letters in each word.</p> <table border="1" data-bbox="219 1514 505 1633"> <tr> <td>2</td> <td>3</td> <td>4</td> </tr> <tr> <td>on</td> <td>not</td> <td>spot</td> </tr> <tr> <td></td> <td>was</td> <td>then</td> </tr> <tr> <td></td> <td></td> <td>what</td> </tr> </table>	2	3	4	on	not	spot		was	then			what	<p style="text-align: center;">Red Vowels</p> <p>Write all your words in a list and then circle all the vowels in red.</p>	<p style="text-align: center;">Ransom Note</p> <p>Cut out letters from magazines or newspapers and glue to spell your words.</p>
2	3	4												
on	not	spot												
	was	then												
		what												
<p style="text-align: center;">Puzzles</p> <p>Use www.puzzlemaker.com to create a word search or crossword using your words.</p>	<p style="text-align: center;">Sentences</p> <p>Write a sentence with each of your words. Underline each spelling word in your sentences.</p>	<p style="text-align: center;">Fancy Cursive</p> <p>Write your words 2 times each in cursive or type your words 2 times each in a fancy font.</p>												

Name _____

Due Date _____

Spelling Week 9: Closed syllables

1. better

5. blended

2. predators

6. sticky

3. black


7. munching

4. quickly

8. suddenly

Directions: Complete any attached activities and Choose any 2 activities from the grid below. Staple your extra activities to this packet. Your child may complete these at school during their daily 5 time or at home.

All spelling activities are due on Friday.

<p style="text-align: center;">Wordle</p> <p>Use www.wordle.net to type all your words and create a word cloud.</p> 	<p style="text-align: center;">A to Z</p> <p>List all your words in alphabetical order.</p>	<p style="text-align: center;">Practice Test</p> <p>Have a parent give you a practice test. Write any missed words 3 times each. Parent signature required.</p>												
<p style="text-align: center;">Letter Count</p> <p>Organize your words in lists by the number of letters in each word.</p> <table border="1" data-bbox="219 1465 505 1585"> <thead> <tr> <th>2</th> <th>3</th> <th>4</th> </tr> </thead> <tbody> <tr> <td>on</td> <td>not</td> <td>spot</td> </tr> <tr> <td></td> <td>was</td> <td>then</td> </tr> <tr> <td></td> <td></td> <td>what</td> </tr> </tbody> </table>	2	3	4	on	not	spot		was	then			what	<p style="text-align: center;">Red Vowels</p> <p>Write all your words in a list and then circle all the vowels in red.</p>	<p style="text-align: center;">Ransom Note</p> <p>Cut out letters from magazines or newspapers and glue to spell your words.</p>
2	3	4												
on	not	spot												
	was	then												
		what												
<p style="text-align: center;">Puzzles</p> <p>Use www.puzzlemaker.com to create a word search or crossword using your words.</p>	<p style="text-align: center;">Sentences</p> <p>Write a sentence with each of your words. Underline each spelling word in your sentences.</p>	<p style="text-align: center;">Fancy Cursive</p> <p>Write your words 2 times each in cursive or type your words 2 times each in a fancy font.</p>												

Name _____

Due Date _____

Spelling Week 10: Open Syllables

1. apron

5. briars

2. music

6. replied

3. began


7. lady

4. potatoes

8. vocabulary

Directions: Complete any attached activities and Choose any 2 activities from the grid below. Staple your extra activities to this packet. Your child may complete these at school during their daily 5 time or at home.

All spelling activities are due on Friday.

<p style="text-align: center;">Wordle</p> <p>Use www.wordle.net to type all your words and create a word cloud.</p> 	<p style="text-align: center;">A to Z</p> <p>List all your words in alphabetical order.</p>	<p style="text-align: center;">Practice Test</p> <p>Have a parent give you a practice test. Write any missed words 3 times each. Parent signature required.</p>												
<p style="text-align: center;">Letter Count</p> <p>Organize your words in lists by the number of letters in each word.</p> <table border="1" data-bbox="219 1470 503 1585"> <tr> <td>2</td> <td>3</td> <td>4</td> </tr> <tr> <td>on</td> <td>not</td> <td>spot</td> </tr> <tr> <td></td> <td>was</td> <td>then</td> </tr> <tr> <td></td> <td></td> <td>what</td> </tr> </table>	2	3	4	on	not	spot		was	then			what	<p style="text-align: center;">Red Vowels</p> <p>Write all your words in a list and then circle all the vowels in red.</p>	<p style="text-align: center;">Ransom Note</p> <p>Cut out letters from magazines or newspapers and glue to spell your words.</p>
2	3	4												
on	not	spot												
	was	then												
		what												
<p style="text-align: center;">Puzzles</p> <p>Use www.puzzlemaker.com to create a word search or crossword using your words.</p>	<p style="text-align: center;">Sentences</p> <p>Write a sentence with each of your words. Underline each spelling word in your sentences.</p>	<p style="text-align: center;">Fancy Cursive</p> <p>Write your words 2 times each in cursive or type your words 2 times each in a fancy font.</p>												

Name _____

Due Date _____

Spelling Week 11: Consonant- le Syllables

1. able

5. fable

2. gobble

6. single

3. bicycle


7. gentle

4. purple

8. terrible

Directions: Complete any attached activities and Choose any 2 activities from the grid below. Staple your extra activities to this packet. Your child may complete these at school during their daily 5 time or at home.

All spelling activities are due on Friday.

<p>Wordle</p> <p>Use www.wordle.net to type all your words and create a word cloud.</p> 	<p>A to Z</p> <p>List all your words in alphabetical order.</p>	<p>Practice Test</p> <p>Have a parent give you a practice test. Write any missed words 3 times each. Parent signature required.</p>												
<p>Letter Count</p> <p>Organize your words in lists by the number of letters in each word.</p> <table border="1" data-bbox="217 1461 505 1581"><tbody><tr><td>2</td><td>3</td><td>4</td></tr><tr><td>on</td><td>not</td><td>spot</td></tr><tr><td></td><td>was</td><td>then</td></tr><tr><td></td><td></td><td>what</td></tr></tbody></table>	2	3	4	on	not	spot		was	then			what	<p>Red Vowels</p> <p>Write all your words in a list and then circle all the vowels in red.</p>	<p>Ransom Note</p> <p>Cut out letters from magazines or newspapers and glue to spell your words.</p>
2	3	4												
on	not	spot												
	was	then												
		what												
<p>Puzzles</p> <p>Use www.puzzlemaker.com to create a word search or crossword using your words.</p>	<p>Sentences</p> <p>Write a sentence with each of your words. Underline each spelling word in your sentences.</p>	<p>Fancy Cursive</p> <p>Write your words 2 times each in cursive or type your words 2 times each in a fancy font.</p>												

Name _____

Due Date _____

Spelling Week 12: Vowel Teams

1. beans

5. feet

2. shook

6. too

3. boaster


7. green

4. sprouted

8. week

Directions: Complete any attached activities and Choose any 2 activities from the grid below. Staple your extra activities to this packet. Your child may complete these at school during their daily 5 time or at home.

All spelling activities are due on Friday.

<p style="text-align: center;">Wordle</p> <p>Use www.wordle.net to type all your words and create a word cloud.</p> 	<p style="text-align: center;">A to Z</p> <p>List all your words in alphabetical order.</p>	<p style="text-align: center;">Practice Test</p> <p>Have a parent give you a practice test. Write any missed words 3 times each. Parent signature required.</p>												
<p style="text-align: center;">Letter Count</p> <p>Organize your words in lists by the number of letters in each word.</p> <table border="1" data-bbox="219 1512 503 1627"> <tr> <td>2</td> <td>3</td> <td>4</td> </tr> <tr> <td>on</td> <td>not</td> <td>spot</td> </tr> <tr> <td></td> <td>was</td> <td>then</td> </tr> <tr> <td></td> <td></td> <td>what</td> </tr> </table>	2	3	4	on	not	spot		was	then			what	<p style="text-align: center;">Red Vowels</p> <p>Write all your words in a list and then circle all the vowels in red.</p>	<p style="text-align: center;">Ransom Note</p> <p>Cut out letters from magazines or newspapers and glue to spell your words.</p>
2	3	4												
on	not	spot												
	was	then												
		what												
<p style="text-align: center;">Puzzles</p> <p>Use www.puzzlemaker.com to create a word search or crossword using your words.</p>	<p style="text-align: center;">Sentences</p> <p>Write a sentence with each of your words. Underline each spelling word in your sentences.</p>	<p style="text-align: center;">Fancy Cursive</p> <p>Write your words 2 times each in cursive or type your words 2 times each in a fancy font.</p>												

Name _____

Due Date _____

Spelling Week 13: Vowel– Consonant—e Syllables

1. arrive

5. celebrated

2. huge

6. telephone

3. broke


7. wire

4. June

8. whole

Directions: Complete any attached activities and Choose any 2 activities from the grid below. Staple your extra activities to this packet. Your child may complete these at school during their daily 5 time or at home.

All spelling activities are due on Friday.

<p style="text-align: center;">Wordle</p> <p>Use www.wordle.net to type all your words and create a word cloud.</p> 	<p style="text-align: center;">A to Z</p> <p>List all your words in alphabetical order.</p>	<p style="text-align: center;">Practice Test</p> <p>Have a parent give you a practice test. Write any missed words 3 times each. Parent signature required.</p>												
<p style="text-align: center;">Letter Count</p> <p>Organize your words in lists by the number of letters in each word.</p> <table border="1" data-bbox="219 1514 505 1631"> <tr> <td>2</td> <td>3</td> <td>4</td> </tr> <tr> <td>on</td> <td>not</td> <td>spot</td> </tr> <tr> <td></td> <td>was</td> <td>then</td> </tr> <tr> <td></td> <td></td> <td>what</td> </tr> </table>	2	3	4	on	not	spot		was	then			what	<p style="text-align: center;">Red Vowels</p> <p>Write all your words in a list and then circle all the vowels in red.</p>	<p style="text-align: center;">Ransom Note</p> <p>Cut out letters from magazines or newspapers and glue to spell your words.</p>
2	3	4												
on	not	spot												
	was	then												
		what												
<p style="text-align: center;">Puzzles</p> <p>Use www.puzzlemaker.com to create a word search or crossword using your words.</p>	<p style="text-align: center;">Sentences</p> <p>Write a sentence with each of your words. Underline each spelling word in your sentences.</p>	<p style="text-align: center;">Fancy Cursive</p> <p>Write your words 2 times each in cursive or type your words 2 times each in a fancy font.</p>												

Name _____

Due Date _____

Spelling Week: 14 Vowel—r Syllables

1. clerk

5. mother

2. performed

6. smaller

3. coworkers


7. over

4. simpler

8. various

Directions: Complete any attached activities and Choose any 2 activities from the grid below. Staple your extra activities to this packet. Your child may complete these at school during their daily 5 time or at home.

All spelling activities are due on Friday.

<p style="text-align: center;">Wordle</p> <p>Use www.wordle.net to type all your words and create a word cloud.</p> 	<p style="text-align: center;">A to Z</p> <p>List all your words in alphabetical order.</p>	<p style="text-align: center;">Practice Test</p> <p>Have a parent give you a practice test. Write any missed words 3 times each. Parent signature required.</p>												
<p style="text-align: center;">Letter Count</p> <p>Organize your words in lists by the number of letters in each word.</p> <table border="1" data-bbox="219 1516 505 1633"> <thead> <tr> <th>2</th> <th>3</th> <th>4</th> </tr> </thead> <tbody> <tr> <td>on</td> <td>not</td> <td>spot</td> </tr> <tr> <td></td> <td>was</td> <td>then</td> </tr> <tr> <td></td> <td></td> <td>what</td> </tr> </tbody> </table>	2	3	4	on	not	spot		was	then			what	<p style="text-align: center;">Red Vowels</p> <p>Write all your words in a list and then circle all the vowels in red.</p>	<p style="text-align: center;">Ransom Note</p> <p>Cut out letters from magazines or newspapers and glue to spell your words.</p>
2	3	4												
on	not	spot												
	was	then												
		what												
<p style="text-align: center;">Puzzles</p> <p>Use www.puzzlemaker.com to create a word search or crossword using your words.</p>	<p style="text-align: center;">Sentences</p> <p>Write a sentence with each of your words. Underline each spelling word in your sentences.</p>	<p style="text-align: center;">Fancy Cursive</p> <p>Write your words 2 times each in cursive or type your words 2 times each in a fancy font.</p>												

Name _____

Due Date _____

Spelling Week 15: Inflectional Endings ed, ing

1. carried

5. creating

2. relied

6. taking

3. changed


7. introduced

4. sharing

8. using

Directions: Complete any attached activities and Choose any 2 activities from the grid below. Staple your extra activities to this packet. Your child may complete these at school during their daily 5 time or at home.

All spelling activities are due on Friday.

<p style="text-align: center;">Wordle</p> <p>Use www.wordle.net to type all your words and create a word cloud.</p> 	<p style="text-align: center;">A to Z</p> <p>List all your words in alphabetical order.</p>	<p style="text-align: center;">Practice Test</p> <p>Have a parent give you a practice test. Write any missed words 3 times each. Parent signature required.</p>												
<p style="text-align: center;">Letter Count</p> <p>Organize your words in lists by the number of letters in each word.</p> <table border="1" data-bbox="219 1512 503 1627"> <thead> <tr> <th>2</th> <th>3</th> <th>4</th> </tr> </thead> <tbody> <tr> <td>on</td> <td>not</td> <td>spot</td> </tr> <tr> <td></td> <td>was</td> <td>then</td> </tr> <tr> <td></td> <td></td> <td>what</td> </tr> </tbody> </table>	2	3	4	on	not	spot		was	then			what	<p style="text-align: center;">Red Vowels</p> <p>Write all your words in a list and then circle all the vowels in red.</p>	<p style="text-align: center;">Ransom Note</p> <p>Cut out letters from magazines or newspapers and glue to spell your words.</p>
2	3	4												
on	not	spot												
	was	then												
		what												
<p style="text-align: center;">Puzzles</p> <p>Use www.puzzlemaker.com to create a word search or crossword using your words.</p>	<p style="text-align: center;">Sentences</p> <p>Write a sentence with each of your words. Underline each spelling word in your sentences.</p>	<p style="text-align: center;">Fancy Cursive</p> <p>Write your words 2 times each in cursive or type your words 2 times each in a fancy font.</p>												

Name _____

Due Date _____

Spelling Week 16: Irregular plurals

1. geese

5. lives

2. sheep

6. themselves

3. grass


7. people

4. teeth

8. woles

Directions: Complete any attached activities and Choose any 2 activities from the grid below. Staple your extra activities to this packet. Your child may complete these at school during their daily 5 time or at home.

All spelling activities are due on Friday.

<p style="text-align: center;">Wordle</p> <p>Use www.wordle.net to type all your words and create a word cloud.</p> 	<p style="text-align: center;">A to Z</p> <p>List all your words in alphabetical order.</p>	<p style="text-align: center;">Practice Test</p> <p>Have a parent give you a practice test. Write any missed words 3 times each. Parent signature required.</p>												
<p style="text-align: center;">Letter Count</p> <p>Organize your words in lists by the number of letters in each word.</p> <table border="1" data-bbox="217 1514 505 1633"><tbody><tr><td>2</td><td>3</td><td>4</td></tr><tr><td>on</td><td>not</td><td>spot</td></tr><tr><td></td><td>was</td><td>then</td></tr><tr><td></td><td></td><td>what</td></tr></tbody></table>	2	3	4	on	not	spot		was	then			what	<p style="text-align: center;">Red Vowels</p> <p>Write all your words in a list and then circle all the vowels in red.</p>	<p style="text-align: center;">Ransom Note</p> <p>Cut out letters from magazines or newspapers and glue to spell your words.</p>
2	3	4												
on	not	spot												
	was	then												
		what												
<p style="text-align: center;">Puzzles</p> <p>Use www.puzzlemaker.com to create a word search or crossword using your words.</p>	<p style="text-align: center;">Sentences</p> <p>Write a sentence with each of your words. Underline each spelling word in your sentences.</p>	<p style="text-align: center;">Fancy Cursive</p> <p>Write your words 2 times each in cursive or type your words 2 times each in a fancy font.</p>												

Name _____

Due Date _____

Spelling Week 17: Long and short oo

1. choose

5. foolish

2. looked

6. took

3. food


7. good

4. rooster

8. wooden

Directions: Complete any attached activities and Choose any 2 activities from the grid below. Staple your extra activities to this packet. Your child may complete these at school during their daily 5 time or at home.

All spelling activities are due on Friday.

<p style="text-align: center;">Wordle</p> <p>Use www.wordle.net to type all your words and create a word cloud.</p> 	<p style="text-align: center;">A to Z</p> <p>List all your words in alphabetical order.</p>	<p style="text-align: center;">Practice Test</p> <p>Have a parent give you a practice test. Write any missed words 3 times each. Parent signature required.</p>												
<p style="text-align: center;">Letter Count</p> <p>Organize your words in lists by the number of letters in each word.</p> <table border="1" data-bbox="219 1512 503 1627"> <tr> <td>2</td> <td>3</td> <td>4</td> </tr> <tr> <td>on</td> <td>not</td> <td>spot</td> </tr> <tr> <td></td> <td>was</td> <td>then</td> </tr> <tr> <td></td> <td></td> <td>what</td> </tr> </table>	2	3	4	on	not	spot		was	then			what	<p style="text-align: center;">Red Vowels</p> <p>Write all your words in a list and then circle all the vowels in red.</p>	<p style="text-align: center;">Ransom Note</p> <p>Cut out letters from magazines or newspapers and glue to spell your words.</p>
2	3	4												
on	not	spot												
	was	then												
		what												
<p style="text-align: center;">Puzzles</p> <p>Use www.puzzlemaker.com to create a word search or crossword using your words.</p>	<p style="text-align: center;">Sentences</p> <p>Write a sentence with each of your words. Underline each spelling word in your sentences.</p>	<p style="text-align: center;">Fancy Cursive</p> <p>Write your words 2 times each in cursive or type your words 2 times each in a fancy font.</p>												

Name _____

Due Date _____

Spelling Week 18: /ou/ as in how and out

1. brown

5. found

2. howl

6. sound

3. down


7. growls

4. snout

8. waterfowl

Directions: Complete any attached activities and Choose any 2 activities from the grid below. Staple your extra activities to this packet. Your child may complete these at school during their daily 5 time or at home.

All spelling activities are due on Friday.

<p style="text-align: center;">Wordle</p> <p>Use www.wordle.net to type all your words and create a word cloud.</p> 	<p style="text-align: center;">A to Z</p> <p>List all your words in alphabetical order.</p>	<p style="text-align: center;">Practice Test</p> <p>Have a parent give you a practice test. Write any missed words 3 times each. Parent signature required.</p>												
<p style="text-align: center;">Letter Count</p> <p>Organize your words in lists by the number of letters in each word.</p> <table border="1" data-bbox="217 1514 505 1631"> <tr> <td>2</td> <td>3</td> <td>4</td> </tr> <tr> <td>on</td> <td>not</td> <td>spot</td> </tr> <tr> <td></td> <td>was</td> <td>then</td> </tr> <tr> <td></td> <td></td> <td>what</td> </tr> </table>	2	3	4	on	not	spot		was	then			what	<p style="text-align: center;">Red Vowels</p> <p>Write all your words in a list and then circle all the vowels in red.</p>	<p style="text-align: center;">Ransom Note</p> <p>Cut out letters from magazines or newspapers and glue to spell your words.</p>
2	3	4												
on	not	spot												
	was	then												
		what												
<p style="text-align: center;">Puzzles</p> <p>Use www.puzzlemaker.com to create a word search or crossword using your words.</p>	<p style="text-align: center;">Sentences</p> <p>Write a sentence with each of your words. Underline each spelling word in your sentences.</p>	<p style="text-align: center;">Fancy Cursive</p> <p>Write your words 2 times each in cursive or type your words 2 times each in a fancy font.</p>												

Name _____

Due Date _____

Spelling Week 19: Suffixes er, or

1. actors

5. owners

2. players

6. vendors

3. bakers


7. painters

4. sculptors

8. visitors

Directions: Complete any attached activities and Choose any 2 activities from the grid below. Staple your extra activities to this packet. Your child may complete these at school during their daily 5 time or at home.

All spelling activities are due on Friday.

<p style="text-align: center;">Wordle</p> <p>Use www.wordle.net to type all your words and create a word cloud.</p> 	<p style="text-align: center;">A to Z</p> <p>List all your words in alphabetical order.</p>	<p style="text-align: center;">Practice Test</p> <p>Have a parent give you a practice test. Write any missed words 3 times each. Parent signature required.</p>												
<p style="text-align: center;">Letter Count</p> <p>Organize your words in lists by the number of letters in each word.</p> <table border="1" data-bbox="219 1512 503 1627"> <tr> <td>2</td> <td>3</td> <td>4</td> </tr> <tr> <td>on</td> <td>not</td> <td>spot</td> </tr> <tr> <td></td> <td>was</td> <td>then</td> </tr> <tr> <td></td> <td></td> <td>what</td> </tr> </table>	2	3	4	on	not	spot		was	then			what	<p style="text-align: center;">Red Vowels</p> <p>Write all your words in a list and then circle all the vowels in red.</p>	<p style="text-align: center;">Ransom Note</p> <p>Cut out letters from magazines or newspapers and glue to spell your words.</p>
2	3	4												
on	not	spot												
	was	then												
		what												
<p style="text-align: center;">Puzzles</p> <p>Use www.puzzlemaker.com to create a word search or crossword using your words.</p>	<p style="text-align: center;">Sentences</p> <p>Write a sentence with each of your words. Underline each spelling word in your sentences.</p>	<p style="text-align: center;">Fancy Cursive</p> <p>Write your words 2 times each in cursive or type your words 2 times each in a fancy font.</p>												

Name _____

Due Date _____

Spelling Week 20: Homophones

1. eight

5. wear

2. past

6. sew

3. so


7. passed

4. ate

8. where

Directions: Complete any attached activities and Choose any 2 activities from the grid below. Staple your extra activities to this packet. Your child may complete these at school during their daily 5 time or at home.

All spelling activities are due on Friday.

<p style="text-align: center;">Wordle</p> <p>Use www.wordle.net to type all your words and create a word cloud.</p> 	<p style="text-align: center;">A to Z</p> <p>List all your words in alphabetical order.</p>	<p style="text-align: center;">Practice Test</p> <p>Have a parent give you a practice test. Write any missed words 3 times each. Parent signature required.</p>												
<p style="text-align: center;">Letter Count</p> <p>Organize your words in lists by the number of letters in each word.</p> <table border="1" data-bbox="219 1512 503 1627"> <thead> <tr> <th>2</th> <th>3</th> <th>4</th> </tr> </thead> <tbody> <tr> <td>on</td> <td>not</td> <td>spot</td> </tr> <tr> <td></td> <td>was</td> <td>then</td> </tr> <tr> <td></td> <td></td> <td>what</td> </tr> </tbody> </table>	2	3	4	on	not	spot		was	then			what	<p style="text-align: center;">Red Vowels</p> <p>Write all your words in a list and then circle all the vowels in red.</p>	<p style="text-align: center;">Ransom Note</p> <p>Cut out letters from magazines or newspapers and glue to spell your words.</p>
2	3	4												
on	not	spot												
	was	then												
		what												
<p style="text-align: center;">Puzzles</p> <p>Use www.puzzlemaker.com to create a word search or crossword using your words.</p>	<p style="text-align: center;">Sentences</p> <p>Write a sentence with each of your words. Underline each spelling word in your sentences.</p>	<p style="text-align: center;">Fancy Cursive</p> <p>Write your words 2 times each in cursive or type your words 2 times each in a fancy font.</p>												

Name _____

Due Date _____

Spelling Week 21: Variant vowel /o/

1. awful

5. dawn

2. stalks

6. thawing

3. called


7. pause

4. taught

8. walls

Directions: Complete any attached activities and Choose any 2 activities from the grid below. Staple your extra activities to this packet. Your child may complete these at school during their daily 5 time or at home.

All spelling activities are due on Friday.

<p style="text-align: center;">Wordle</p> <p>Use www.wordle.net to type all your words and create a word cloud.</p> 	<p style="text-align: center;">A to Z</p> <p>List all your words in alphabetical order.</p>	<p style="text-align: center;">Practice Test</p> <p>Have a parent give you a practice test. Write any missed words 3 times each. Parent signature required.</p>												
<p style="text-align: center;">Letter Count</p> <p>Organize your words in lists by the number of letters in each word.</p> <table border="1" data-bbox="217 1514 505 1633"> <tr> <td>2</td> <td>3</td> <td>4</td> </tr> <tr> <td>on</td> <td>not</td> <td>spot</td> </tr> <tr> <td></td> <td>was</td> <td>then</td> </tr> <tr> <td></td> <td></td> <td>what</td> </tr> </table>	2	3	4	on	not	spot		was	then			what	<p style="text-align: center;">Red Vowels</p> <p>Write all your words in a list and then circle all the vowels in red.</p>	<p style="text-align: center;">Ransom Note</p> <p>Cut out letters from magazines or newspapers and glue to spell your words.</p>
2	3	4												
on	not	spot												
	was	then												
		what												
<p style="text-align: center;">Puzzles</p> <p>Use www.puzzlemaker.com to create a word search or crossword using your words.</p>	<p style="text-align: center;">Sentences</p> <p>Write a sentence with each of your words. Underline each spelling word in your sentences.</p>	<p style="text-align: center;">Fancy Cursive</p> <p>Write your words 2 times each in cursive or type your words 2 times each in a fancy font.</p>												

Name _____

Due Date _____

Spelling Week 22: Hard and Soft C

1. affect

5. computers

2. covered

6. fierce

3. certain


7. Connecticut

4. crucial

8. recommended

Directions: Complete any attached activities and Choose any 2 activities from the grid below. Staple your extra activities to this packet. Your child may complete these at school during their daily 5 time or at home.

All spelling activities are due on Friday.

<p style="text-align: center;">Wordle</p> <p>Use www.wordle.net to type all your words and create a word cloud.</p> 	<p style="text-align: center;">A to Z</p> <p>List all your words in alphabetical order.</p>	<p style="text-align: center;">Practice Test</p> <p>Have a parent give you a practice test. Write any missed words 3 times each. Parent signature required.</p>												
<p style="text-align: center;">Letter Count</p> <p>Organize your words in lists by the number of letters in each word.</p> <table border="1" data-bbox="219 1514 505 1631"> <tr> <td>2</td> <td>3</td> <td>4</td> </tr> <tr> <td>on</td> <td>not</td> <td>spot</td> </tr> <tr> <td></td> <td>was</td> <td>then</td> </tr> <tr> <td></td> <td></td> <td>what</td> </tr> </table>	2	3	4	on	not	spot		was	then			what	<p style="text-align: center;">Red Vowels</p> <p>Write all your words in a list and then circle all the vowels in red.</p>	<p style="text-align: center;">Ransom Note</p> <p>Cut out letters from magazines or newspapers and glue to spell your words.</p>
2	3	4												
on	not	spot												
	was	then												
		what												
<p style="text-align: center;">Puzzles</p> <p>Use www.puzzlemaker.com to create a word search or crossword using your words.</p>	<p style="text-align: center;">Sentences</p> <p>Write a sentence with each of your words. Underline each spelling word in your sentences.</p>	<p style="text-align: center;">Fancy Cursive</p> <p>Write your words 2 times each in cursive or type your words 2 times each in a fancy font.</p>												

Name _____

Due Date _____

Spelling Week 23: Hard and soft G

1. again

5. generous

2. grateful

6. gathered

3. garden


7. green

4. germinated

8. good

Directions: Complete any attached activities and Choose any 2 activities from the grid below. Staple your extra activities to this packet. Your child may complete these at school during their daily 5 time or at home.

All spelling activities are due on Friday.

<p>Wordle</p> <p>Use www.wordle.net to type all your words and create a word cloud.</p> 	<p>A to Z</p> <p>List all your words in alphabetical order.</p>	<p>Practice Test</p> <p>Have a parent give you a practice test. Write any missed words 3 times each. Parent signature required.</p>												
<p>Letter Count</p> <p>Organize your words in lists by the number of letters in each word.</p> <table border="1" data-bbox="219 1512 503 1627"><thead><tr><th>2</th><th>3</th><th>4</th></tr></thead><tbody><tr><td>on</td><td>not</td><td>spot</td></tr><tr><td></td><td>was</td><td>then</td></tr><tr><td></td><td></td><td>what</td></tr></tbody></table>	2	3	4	on	not	spot		was	then			what	<p>Red Vowels</p> <p>Write all your words in a list and then circle all the vowels in red.</p>	<p>Ransom Note</p> <p>Cut out letters from magazines or newspapers and glue to spell your words.</p>
2	3	4												
on	not	spot												
	was	then												
		what												
<p>Puzzles</p> <p>Use www.puzzlemaker.com to create a word search or crossword using your words.</p>	<p>Sentences</p> <p>Write a sentence with each of your words. Underline each spelling word in your sentences.</p>	<p>Fancy Cursive</p> <p>Write your words 2 times each in cursive or type your words 2 times each in a fancy font.</p>												

Name _____

Due Date _____

Spelling Week 24: Diphthongs

1. cloud

5. moisture

2. shower

6. south

3. downpour


7. point

4. soil

8. sprout

Directions: Complete any attached activities and Choose any 2 activities from the grid below. Staple your extra activities to this packet. Your child may complete these at school during their daily 5 time or at home.

All spelling activities are due on Friday.

<p style="text-align: center;">Wordle</p> <p>Use www.wordle.net to type all your words and create a word cloud.</p> 	<p style="text-align: center;">A to Z</p> <p>List all your words in alphabetical order.</p>	<p style="text-align: center;">Practice Test</p> <p>Have a parent give you a practice test. Write any missed words 3 times each. Parent signature required.</p>												
<p style="text-align: center;">Letter Count</p> <p>Organize your words in lists by the number of letters in each word.</p> <table border="1" data-bbox="219 1514 505 1631"> <tr> <td>2</td> <td>3</td> <td>4</td> </tr> <tr> <td>on</td> <td>not</td> <td>spot</td> </tr> <tr> <td></td> <td>was</td> <td>then</td> </tr> <tr> <td></td> <td></td> <td>what</td> </tr> </table>	2	3	4	on	not	spot		was	then			what	<p style="text-align: center;">Red Vowels</p> <p>Write all your words in a list and then circle all the vowels in red.</p>	<p style="text-align: center;">Ransom Note</p> <p>Cut out letters from magazines or newspapers and glue to spell your words.</p>
2	3	4												
on	not	spot												
	was	then												
		what												
<p style="text-align: center;">Puzzles</p> <p>Use www.puzzlemaker.com to create a word search or crossword using your words.</p>	<p style="text-align: center;">Sentences</p> <p>Write a sentence with each of your words. Underline each spelling word in your sentences.</p>	<p style="text-align: center;">Fancy Cursive</p> <p>Write your words 2 times each in cursive or type your words 2 times each in a fancy font.</p>												

Name _____

Due Date _____

Spelling Week 25: Suffixes less, ful, able

1. countless

5. fanciful

2. profitable

6. tearful

3. delightful


7. penniless

4. sizeable

8. valuable

Directions: Complete any attached activities and Choose any 2 activities from the grid below. Staple your extra activities to this packet. Your child may complete these at school during their daily 5 time or at home.

All spelling activities are due on Friday.

<p style="text-align: center;">Wordle</p> <p>Use www.wordle.net to type all your words and create a word cloud.</p> 	<p style="text-align: center;">A to Z</p> <p>List all your words in alphabetical order.</p>	<p style="text-align: center;">Practice Test</p> <p>Have a parent give you a practice test. Write any missed words 3 times each. Parent signature required.</p>												
<p style="text-align: center;">Letter Count</p> <p>Organize your words in lists by the number of letters in each word.</p> <table border="1" data-bbox="219 1512 503 1627"> <tr> <td>2</td> <td>3</td> <td>4</td> </tr> <tr> <td>on</td> <td>not</td> <td>spot</td> </tr> <tr> <td></td> <td>was</td> <td>then</td> </tr> <tr> <td></td> <td></td> <td>what</td> </tr> </table>	2	3	4	on	not	spot		was	then			what	<p style="text-align: center;">Red Vowels</p> <p>Write all your words in a list and then circle all the vowels in red.</p>	<p style="text-align: center;">Ransom Note</p> <p>Cut out letters from magazines or newspapers and glue to spell your words.</p>
2	3	4												
on	not	spot												
	was	then												
		what												
<p style="text-align: center;">Puzzles</p> <p>Use www.puzzlemaker.com to create a word search or crossword using your words.</p>	<p style="text-align: center;">Sentences</p> <p>Write a sentence with each of your words. Underline each spelling word in your sentences.</p>	<p style="text-align: center;">Fancy Cursive</p> <p>Write your words 2 times each in cursive or type your words 2 times each in a fancy font.</p>												

Name _____ Due Date _____

Spelling Week 26: Prefixes dis, un

- | | |
|-----------------|----------------|
| 1. disappeared | 5. disbelief |
| 2. unblemished | 6. unrivaled |
| 3. disassembled | 7. displeasure |
| 4. unhappy | 8. unsalted |

Directions: Complete any attached activities and Choose any 2 activities from the grid below. Staple your extra activities to this packet. Your child may complete these at school during their daily 5 time or at home.

All spelling activities are due on Friday.

<p>Rainbow Words</p> <p>Use the ROYGBIV color pattern to spell your words. Write each letter in a different color.</p>	<p>Pyramid</p> <p>Make letter pyramids with your words.</p> <p style="text-align: center;">b bu bug</p>	<p>Flash Cards</p> <p>Make a flash card for each word. On one side of the card spell the word. On the other side of the card illustrate the word.</p>
<p>Vowels and Consonants</p> <p>Write each word one time. Circle vowels in red and consonants in blue.</p>	<p>Practice Test</p> <p>Have a parent give you a practice test. Write any missed words 3 times each. Parent signature required.</p>	<p>Round and Round</p> <p>Write your words around the outside of your paper. Continue until you get to the middle.</p> 
<p>Across and Down</p> <p>Write your words across the page and then down the page.</p> <p>a r e r e</p>	<p>Sentences</p> <p>Write a sentence with each of your words. Underline each spelling word in your sentences.</p>	<p>Fancy Cursive</p> <p>Write your words 2 times each in cursive or type your words 2 times each in a fancy font.</p>

Name _____

Due Date _____

Spelling Week 27: Prefixes pre, re

1. Prearrange

5. preorder

2. reconsider

6. restock

3. prekindergarten


7. prepackaged

4. recycled

8. rethink

Directions: Complete any attached activities and Choose any 2 activities from the grid below. Staple your extra activities to this packet. Your child may complete these at school during their daily 5 time or at home.

All spelling activities are due on Friday.

<p style="text-align: center;">Wordle</p> <p>Use www.wordle.net to type all your words and create a word cloud.</p> 	<p style="text-align: center;">A to Z</p> <p>List all your words in alphabetical order.</p>	<p style="text-align: center;">Practice Test</p> <p>Have a parent give you a practice test. Write any missed words 3 times each. Parent signature required.</p>												
<p style="text-align: center;">Letter Count</p> <p>Organize your words in lists by the number of letters in each word.</p> <table border="1" data-bbox="194 1495 480 1612"> <tbody> <tr> <td style="text-align: center;">2</td> <td style="text-align: center;">3</td> <td style="text-align: center;">4</td> </tr> <tr> <td style="text-align: center;">on</td> <td style="text-align: center;">not</td> <td style="text-align: center;">spot</td> </tr> <tr> <td></td> <td style="text-align: center;">was</td> <td style="text-align: center;">then</td> </tr> <tr> <td></td> <td></td> <td style="text-align: center;">what</td> </tr> </tbody> </table>	2	3	4	on	not	spot		was	then			what	<p style="text-align: center;">Red Vowels</p> <p>Write all your words in a list and then circle all the vowels in red.</p>	<p style="text-align: center;">Ransom Note</p> <p>Cut out letters from magazines or newspapers and glue to spell your words.</p>
2	3	4												
on	not	spot												
	was	then												
		what												
<p style="text-align: center;">Puzzles</p> <p>Use www.puzzlemaker.com to create a word search or crossword using your words.</p>	<p style="text-align: center;">Sentences</p> <p>Write a sentence with each of your words. Underline each spelling word in your sentences.</p>	<p style="text-align: center;">Fancy Cursive</p> <p>Write your words 2 times each in cursive or type your words 2 times each in a fancy font.</p>												

Name _____

Due Date _____

Spelling Week 28: Compound Words

1. bone-tired

5. everyone

2. halfway

6. meanwhile

3. daybreak


7. finish line

4. jack-rabbit

8. slow-poke

Directions: Complete any attached activities and Choose any 2 activities from the grid below. Staple your extra activities to this packet. Your child may complete these at school during their daily 5 time or at home.

All spelling activities are due on Friday.

<p style="text-align: center;">Wordle</p> <p>Use www.wordle.net to type all your words and create a word cloud.</p> 	<p style="text-align: center;">A to Z</p> <p>List all your words in alphabetical order.</p>	<p style="text-align: center;">Practice Test</p> <p>Have a parent give you a practice test. Write any missed words 3 times each. Parent signature required.</p>												
<p style="text-align: center;">Letter Count</p> <p>Organize your words in lists by the number of letters in each word.</p> <table border="1" data-bbox="181 1495 467 1612"> <thead> <tr> <th>2</th> <th>3</th> <th>4</th> </tr> </thead> <tbody> <tr> <td>on</td> <td>not</td> <td>spot</td> </tr> <tr> <td></td> <td>was</td> <td>then</td> </tr> <tr> <td></td> <td></td> <td>what</td> </tr> </tbody> </table>	2	3	4	on	not	spot		was	then			what	<p style="text-align: center;">Red Vowels</p> <p>Write all your words in a list and then circle all the vowels in red.</p>	<p style="text-align: center;">Ransom Note</p> <p>Cut out letters from magazines or newspapers and glue to spell your words.</p>
2	3	4												
on	not	spot												
	was	then												
		what												
<p style="text-align: center;">Puzzles</p> <p>Use www.puzzlemaker.com to create a word search or crossword using your words.</p>	<p style="text-align: center;">Sentences</p> <p>Write a sentence with each of your words. Underline each spelling word in your sentences.</p>	<p style="text-align: center;">Fancy Cursive</p> <p>Write your words 2 times each in cursive or type your words 2 times each in a fancy font.</p>												

Name _____

Due Date _____

Spelling Week 29: Suffixes ing, ness, ment

1. Amazement

5. contentment

2. sadness

6. slyness

3. cleverness

7. happiness

4. scrambling

8. warning

9. warning

Directions: Complete any attached activities and Choose any 2 activities from the grid below. Staple your extra activities to this packet. Your child may complete these at school during their daily 5 time or at home.

All spelling activities are due on Friday.

<p>Rainbow Words</p> <p>Use the ROYGBIV color pattern to spell your words. Write each letter in a different color.</p>	<p>Pyramid</p> <p>Make letter pyramids with your words.</p> <p>b bu bug</p>	<p>Flash Cards</p> <p>Make a flash card for each word. On one side of the card spell the word. On the other side of the card illustrate the word.</p>
<p>Vowels and Consonants</p> <p>Write each word one time. Circle vowels in red and consonants in blue.</p>	<p>Practice Test</p> <p>Have a parent give you a practice test. Write any missed words 3 times each. Parent signature required.</p>	<p>Round and Round</p> <p>Write your words around the outside of your paper. Continue until you get to the middle.</p> 
<p>Across and Down</p> <p>Write your words across the page and then down the page.</p> <p>a r e r e</p>	<p>Sentences</p> <p>Write a sentence with each of your words. Underline each spelling word in your sentences.</p>	<p>Fancy Cursive</p> <p>Write your words 2 times each in cursive or type your words 2 times each in a fancy font.</p>

Name _____

Due Date _____

Spelling List 30: Related Words

1. inventor

5. problem

2. solution

6. transformation

3. invention


7. problematic

4. solve

8. transforms

Directions: Complete any attached activities and Choose any 2 activities from the grid below. Staple your extra activities to this packet. Your child may complete these at school during their daily 5 time or at home.

All spelling activities are due on Friday.

<p>Rainbow Words</p> <p>Use the ROYGBIV color pattern to spell your words. Write each letter in a different color.</p>	<p>Pyramid</p> <p>Make letter pyramids with your words.</p> <p>b bu bug</p>	<p>Flash Cards</p> <p>Make a flash card for each word. On one side of the card spell the word. On the other side of the card illustrate the word.</p>
<p>Vowels and Consonants</p> <p>Write each word one time. Circle vowels in red and consonants in blue.</p>	<p>Practice Test</p> <p>Have a parent give you a practice test. Write any missed words 3 times each. Parent signature required.</p>	<p>Round and Round</p> <p>Write your words around the outside of your paper. Continue until you get to the middle.</p> 
<p>Across and Down</p> <p>Write your words across the page and then down the page.</p> <p>a r e r e</p>	<p>Sentences</p> <p>Write a sentence with each of your words. Underline each spelling word in your sentences.</p>	<p>Fancy Cursive</p> <p>Write your words 2 times each in cursive or type your words 2 times each in a fancy font.</p>

Name _____

Due Date _____

Spelling Week 8 (Vowel + |r|)

No Excuses Words

1. many
2. more
3. no
4. not
5. of

Spelling Pattern Words

1. embark
2. discard
3. scare
4. careful
5. lair
6. dairy
7. pear
8. wearing

Challenge Words (non, tion)

1. nonliving
2. nonfiction
3. reaction
4. attention

Directions: Pick 3 activities that make a tic-tac-toe to complete using your weekly spelling words. Complete each activity on a separate sheet of paper and attach to this list.

All spelling activities are due on Friday.

<p>Rainbow Words</p> <p>Use the ROYGBIV color pattern to spell your words. Write each letter in a different color.</p>	<p>Pyramid</p> <p>Make letter pyramids with your words.</p> <p>b bu bug</p>	<p>Spelling City</p> <p>Complete one activity on spellingcity.com. Print the activity or have a parent write a note that gives the activity name and your score.</p>
<p>Vowels and Consonants</p> <p>Write each word one time. Circle vowels in red and consonants in blue.</p>	<p>Practice Test</p> <p>Have a parent give you a practice test or take a practice test on Spelling City. Write any missed words 3 times each. Parent signature required. signature required.</p>	<p>Round and Round</p> <p>Write your words around the outside of your paper. Continue until you get to the middle.</p> 
<p>Definitions</p> <p>Use a dictionary or an online dictionary www.wordsmyth.net to look up and write the definition of each of your spelling words.</p>	<p>Sentences</p> <p>Write or type a sentence with each of your words. Underline each spelling word in your sentences.</p>	<p>Fancy Cursive</p> <p>Write your words 2 times each in cursive or type your words 2 times each in a fancy font.</p>

Name _____

Due Date _____

Spelling Week 9 (Vowel + |r|)

No Excuses Words

1. on
2. one
3. or
4. other
5. out

Spelling Pattern Words


1. third
2. direction
3. encircle
4. retire
5. fire
6. drier
7. flier
8. crier

Challenge Words (over, es)

1. overpay
2. overflow
3. coaches
4. pushes

Directions: Pick 3 activities that make a tic-tac-toe to complete using your weekly spelling words. Complete each activity on a separate sheet of paper and attach to this list.

All spelling activities are due on Friday.

<p style="text-align: center;">Tagxedo</p> <p>Use www.tagxedo.com to type all your words and create a word cloud.</p> 	<p style="text-align: center;">Z to A</p> <p>List all your words in alphabetical order backwards.</p>	<p style="text-align: center;">Spelling City</p> <p>Complete one activity on spellingcity.com. Print the activity or have a parent write a note that gives the activity name and your score.</p>												
<p style="text-align: center;">Letter Count</p> <p>Organize your words in lists by the number of letters in each word.</p> <table border="1" data-bbox="207 1495 493 1614"> <thead> <tr> <th>2</th> <th>3</th> <th>4</th> </tr> </thead> <tbody> <tr> <td>on</td> <td>not</td> <td>spot</td> </tr> <tr> <td></td> <td>was</td> <td>then</td> </tr> <tr> <td></td> <td></td> <td>what</td> </tr> </tbody> </table>	2	3	4	on	not	spot		was	then			what	<p style="text-align: center;">Practice Test</p> <p>Have a parent give you a practice test or take a practice test on Spelling City. Write any missed words 3 times each. Parent signature required.</p>	<p style="text-align: center;">Ransom Note</p> <p>Cut out letters from magazines or newspapers and glue to spell your words.</p>
2	3	4												
on	not	spot												
	was	then												
		what												
<p style="text-align: center;">Word Search</p> <p>Use www.puzzlemaker.com or graph paper to create a word search. You must circle or highlight all your words in the word search.</p>	<p style="text-align: center;">Sentences</p> <p>Write or type a sentence with each of your words. Underline each spelling word in your sentences.</p>	<p style="text-align: center;">Fancy Cursive</p> <p>Write your words 2 times each in cursive or type your words 2 times each in a fancy font.</p>												

Name _____

Due Date _____

Spelling Week 10 (Vowel + |r|)

No Excuses Words

1. in
2. into
3. is
4. like
5. make

Spelling Pattern Words


1. world
2. worked
3. chore
4. score
5. forceful
6. roar
7. overboard
8. soaring

Challenge Words (mis, y)

1. disorder
2. mistreat
3. stormy
4. frosty

Directions: Pick 3 activities that make a tic-tac-toe to complete using your weekly spelling words. Complete each activity on a separate sheet of paper and attach to this list.

All spelling activities are due on Friday.

<p style="text-align: center;">Tagxedo</p> <p>Use www.tagxedo.com to type all your words and create a word cloud.</p> 	<p style="text-align: center;">Z to A</p> <p>List all your words in alphabetical order backwards.</p>	<p style="text-align: center;">Spelling City</p> <p>Complete one activity on spellingcity.com. Print the activity or have a parent write a note that gives the activity name and your score.</p>												
<p style="text-align: center;">Letter Count</p> <p>Organize your words in lists by the number of letters in each word.</p> <table border="1" data-bbox="207 1495 493 1614"> <tbody> <tr> <td>2</td> <td>3</td> <td>4</td> </tr> <tr> <td>on</td> <td>not</td> <td>spot</td> </tr> <tr> <td></td> <td>was</td> <td>then</td> </tr> <tr> <td></td> <td></td> <td>what</td> </tr> </tbody> </table>	2	3	4	on	not	spot		was	then			what	<p style="text-align: center;">Practice Test</p> <p>Have a parent give you a practice test or take a practice test on Spelling City. Write any missed words 3 times each. Parent signature required.</p>	<p style="text-align: center;">Ransom Note</p> <p>Cut out letters from magazines or newspapers and glue to spell your words.</p>
2	3	4												
on	not	spot												
	was	then												
		what												
<p style="text-align: center;">Word Search</p> <p>Use www.puzzlemaker.com or graph paper to create a word search. You must circle or highlight all your words in the word search.</p>	<p style="text-align: center;">Sentences</p> <p>Write or type a sentence with each of your words. Underline each spelling word in your sentences.</p>	<p style="text-align: center;">Fancy Cursive</p> <p>Write your words 2 times each in cursive or type your words 2 times each in a fancy font.</p>												

Name _____

Due Date _____


Spelling Week 11 Review

Spelling Pattern Words

- | | | |
|------------|--------------|--------------|
| 1. safe | 7. untrue | 13. discard |
| 2. pain | 8. useful | 14. careful |
| 3. highway | 9. blinked | 15. third |
| 4. crime | 10. sickness | 16. fire |
| 5. know | 11. unscrew | 17. chore |
| 6. coast | 12. reshoot | 18. forceful |

Directions: Pick 3 activities that make a tic-tac-toe to complete using your weekly spelling words. Complete each activity on a separate sheet of paper and attach to this list.

All spelling activities are due on Friday.

<p style="text-align: center;">Tagxedo</p> <p>Use www.tagxedo.com to type all your words and create a word cloud.</p> 	<p style="text-align: center;">Z to A</p> <p>List all your words in alphabetical order backwards.</p>	<p style="text-align: center;">Spelling City</p> <p>Complete one activity on spellingcity.com. Print the activity or have a parent write a note that gives the activity name and your score.</p>												
<p style="text-align: center;">Letter Count</p> <p>Organize your words in lists by the number of letters in each word.</p> <table border="1" data-bbox="207 1495 493 1614"> <tr> <td>2</td> <td>3</td> <td>4</td> </tr> <tr> <td>on</td> <td>not</td> <td>spot</td> </tr> <tr> <td></td> <td>was</td> <td>then</td> </tr> <tr> <td></td> <td></td> <td>what</td> </tr> </table>	2	3	4	on	not	spot		was	then			what	<p style="text-align: center;">Practice Test</p> <p>Have a parent give you a practice test or take a practice test on Spelling City. Write any missed words 3 times each. Parent signature required.</p>	<p style="text-align: center;">Ransom Note</p> <p>Cut out letters from magazines or newspapers and glue to spell your words.</p>
2	3	4												
on	not	spot												
	was	then												
		what												
<p style="text-align: center;">Word Search</p> <p>Use www.puzzlemaker.com or graph paper to create a word search. You must circle or highlight all your words in the word search.</p>	<p style="text-align: center;">Sentences</p> <p>Write or type a sentence with each of your words. Underline each spelling word in your sentences.</p>	<p style="text-align: center;">Fancy Cursive</p> <p>Write your words 2 times each in cursive or type your words 2 times each in a fancy font.</p>												

Name _____

Due Date _____

Spelling Week 12 (Vowel + Irl)

No Excuses Words

1. yes
2. yet
3. you
4. your
5. you're

Spelling Pattern Words


1. burst
2. church
3. burned
4. hurtful
5. pure
6. unsure
7. nurse
8. curse

Challenge Words (im, ly)

1. impolite
2. imperfect
3. clearly
4. safely

Directions: Pick 3 activities that make a tic-tac-toe to complete using your weekly spelling words. Complete each activity on a separate sheet of paper and attach to this list.

All spelling activities are due on Friday.

<p style="text-align: center;">Tagxedo</p> <p>Use www.tagxedo.com to type all your words and create a word cloud.</p> 	<p style="text-align: center;">Z to A</p> <p>List all your words in alphabetical order backwards.</p>	<p style="text-align: center;">Spelling City</p> <p>Complete one activity on spellingcity.com. Print the activity or have a parent write a note that gives the activity name and your score.</p>												
<p style="text-align: center;">Letter Count</p> <p>Organize your words in lists by the number of letters in each word.</p> <table border="1" data-bbox="207 1495 493 1614"> <tbody> <tr> <td>2</td> <td>3</td> <td>4</td> </tr> <tr> <td>on</td> <td>not</td> <td>spot</td> </tr> <tr> <td></td> <td>was</td> <td>then</td> </tr> <tr> <td></td> <td></td> <td>what</td> </tr> </tbody> </table>	2	3	4	on	not	spot		was	then			what	<p style="text-align: center;">Practice Test</p> <p>Have a parent give you a practice test or take a practice test on Spelling City. Write any missed words 3 times each. Parent signature required.</p>	<p style="text-align: center;">Ransom Note</p> <p>Cut out letters from magazines or newspapers and glue to spell your words.</p>
2	3	4												
on	not	spot												
	was	then												
		what												
<p style="text-align: center;">Word Search</p> <p>Use www.puzzlemaker.com or graph paper to create a word search. You must circle or highlight all your words in the word search.</p>	<p style="text-align: center;">Sentences</p> <p>Write or type a sentence with each of your words. Underline each spelling word in your sentences.</p>	<p style="text-align: center;">Fancy Cursive</p> <p>Write your words 2 times each in cursive or type your words 2 times each in a fancy font.</p>												

Name _____

Due Date _____

Spelling Week 13 (/aw/)

No Excuses Words

1. said
2. see
3. she
4. so
5. some

Spelling Pattern Words

1. crawl
2. drawn
3. caught
4. taught
5. because
6. brought
7. thought
8. cough

Challenge Words (inter, er)

1. interact
2. interstate
3. gardener
4. dreamer

Directions: Pick 3 activities that make a tic-tac-toe to complete using your weekly spelling words. Complete each activity on a separate sheet of paper and attach to this list.
All spelling activities are due on Friday.

<p>Rainbow Words</p> <p>Use the ROYGBIV color pattern to spell your words. Write each letter in a different color.</p>	<p>Pyramid</p> <p>Make letter pyramids with your words.</p> <p style="text-align: center;">b bu bug</p>	<p>Spelling City</p> <p>Complete one activity on spellingcity.com. Print the activity or have a parent write a note that gives the activity name and your score.</p>
<p>Vowels and Consonants</p> <p>Write each word one time. Circle vowels in red and consonants in blue.</p>	<p>Practice Test</p> <p>Have a parent give you a practice test or take a practice test on Spelling City. Write any missed words 3 times each. Parent signature required.</p>	<p>Round and Round</p> <p>Write your words around the outside of your paper. Continue until you get to the middle.</p> 
<p>Definitions</p> <p>Use a dictionary or an online dictionary www.wordsmyth.net to look up and write the definition of each of your spelling words.</p>	<p>Sentences</p> <p>Write or type a sentence with each of your words. Underline each spelling word in your sentences.</p>	<p>Fancy Cursive</p> <p>Write your words 2 times each in cursive or type your words 2 times each in a fancy font.</p>

Name _____

Due Date _____

Spelling Week 14 (Silent Consonants)

High Frequency Words

1. weather
2. whether
3. within
4. wide
5. wild

Spelling Pattern Words

1. gnaw
2. knife
3. knocker
4. thumb
5. answer
6. listen
7. wrestle
8. wrong

Challenge Words (de, able)

1. defrost
2. dethrone
3. comfortable
4. affordable

Directions: Pick 3 activities that make a tic-tac-toe to complete using your weekly spelling words. Complete each activity on a separate sheet of paper and attach to this list.

All spelling activities are due on Friday.

<p style="text-align: center;">Rainbow Words</p> <p>Use the ROYGBIV color pattern to spell your words. Write each letter in a different color.</p>	<p style="text-align: center;">Pyramid</p> <p>Make letter pyramids with your words.</p> <p style="text-align: center;">b bu bug</p>	<p style="text-align: center;">Flash Cards</p> <p>Make a flash card for each word. On one side of the card spell the word. On the other side of the card illustrate the word.</p>
<p style="text-align: center;">Vowels and Consonants</p> <p>Write each word one time. Circle vowels in red and consonants in blue.</p>	<p style="text-align: center;">Practice Test</p> <p>Have a parent give you a practice test. Write any missed words 3 times each. Parent signature required.</p>	<p style="text-align: center;">Round and Round</p> <p>Write your words around the outside of your paper. Continue until you get to the middle.</p> 
<p style="text-align: center;">Across and Down</p> <p>Write your words across the page and then down the page.</p> <p>a r e r e</p>	<p style="text-align: center;">Sentences</p> <p>Write a sentence with each of your words. Underline each spelling word in your sentences.</p>	<p style="text-align: center;">Fancy Cursive</p> <p>Write your words 2 times each in cursive or type your words 2 times each in a fancy font.</p>

Name _____

Due Date _____

Spelling Week 15 (Soft C and G)

No Excuses Words

1. than
2. that
3. the
4. their
5. them

Spelling Pattern Words


1. change
2. engage
3. page
4. budge
5. price
6. bouncy
7. center
8. exception

Challenge Words (fore, ous)

1. foreground
2. foreshadow
3. disastrous
4. furious

Directions: Pick 3 activities that make a tic-tac-toe to complete using your weekly spelling words. Complete each activity on a separate sheet of paper and attach to this list.

All spelling activities are due on Friday.

<p style="text-align: center;">Tagxedo</p> <p>Use www.tagxedo.com to type all your words and create a word cloud.</p> 	<p style="text-align: center;">Z to A</p> <p>List all your words in alphabetical order backwards.</p>	<p style="text-align: center;">Spelling City</p> <p>Complete one activity on spellingcity.com. Print the activity or have a parent write a note that gives the activity name and your score.</p>												
<p style="text-align: center;">Letter Count</p> <p>Organize your words in lists by the number of letters in each word.</p> <table border="1" data-bbox="181 1495 467 1612"> <thead> <tr> <th>2</th> <th>3</th> <th>4</th> </tr> </thead> <tbody> <tr> <td>on</td> <td>not</td> <td>spot</td> </tr> <tr> <td></td> <td>was</td> <td>then</td> </tr> <tr> <td></td> <td></td> <td>what</td> </tr> </tbody> </table>	2	3	4	on	not	spot		was	then			what	<p style="text-align: center;">Practice Test</p> <p>Have a parent give you a practice test or take a practice test on Spelling City. Write any missed words 3 times each. Parent signature required.</p>	<p style="text-align: center;">Ransom Note</p> <p>Cut out letters from magazines or newspapers and glue to spell your words.</p>
2	3	4												
on	not	spot												
	was	then												
		what												
<p style="text-align: center;">Word Search</p> <p>Use www.puzzlemaker.com or graph paper to create a word search. You must circle or highlight all your words in the word search.</p>	<p style="text-align: center;">Sentences</p> <p>Write or type a sentence with each of your words. Underline each spelling word in your sentences.</p>	<p style="text-align: center;">Fancy Cursive</p> <p>Write your words 2 times each in cursive or type your words 2 times each in a fancy font.</p>												

Name _____

Due Date _____

Spelling Week 16 (Closed Syllables)

High Frequency Words

1. easy
2. either
3. else
4. everyone
5. everything

Syllable Pattern Words


1. atlas
2. happen
3. absent
4. frantic
5. subject
6. kingdom
7. channel
8. sudden

Challenge Words (semi, ic)

1. semiclosed
2. semipro
3. historic
4. athletic

Directions: Pick 3 activities that make a tic-tac-toe to complete using your weekly spelling words. Complete each activity on a separate sheet of paper and attach to this list.

All spelling activities are due on Friday.

<p style="text-align: center;">Wordle</p> <p>Use www.wordle.net to type all your words and create a word cloud.</p> 	<p style="text-align: center;">A to Z</p> <p>List all your words in alphabetical order.</p>	<p style="text-align: center;">Practice Test</p> <p>Have a parent give you a practice test. Write any missed words 3 times each. Parent signature required.</p>												
<p style="text-align: center;">Letter Count</p> <p>Organize your words in lists by the number of letters in each word.</p> <table border="1" data-bbox="194 1495 480 1612"> <thead> <tr> <th>2</th> <th>3</th> <th>4</th> </tr> </thead> <tbody> <tr> <td>on</td> <td>not</td> <td>spot</td> </tr> <tr> <td></td> <td>was</td> <td>then</td> </tr> <tr> <td></td> <td></td> <td>what</td> </tr> </tbody> </table>	2	3	4	on	not	spot		was	then			what	<p style="text-align: center;">Red Vowels</p> <p>Write all your words in a list and then circle all the vowels in red.</p>	<p style="text-align: center;">Ransom Note</p> <p>Cut out letters from magazines or newspapers and glue to spell your words.</p>
2	3	4												
on	not	spot												
	was	then												
		what												
<p style="text-align: center;">Puzzles</p> <p>Use www.puzzlemaker.com to create a word search or crossword using your words.</p>	<p style="text-align: center;">Sentences</p> <p>Write a sentence with each of your words. Underline each spelling word in your sentences.</p>	<p style="text-align: center;">Fancy Cursive</p> <p>Write your words 2 times each in cursive or type your words 2 times each in a fancy font.</p>												

Name _____

Due Date _____

Spelling Week 17 (Open Syllable)

No Excuses Words

1. within
2. will
3. with
4. would
5. what

Syllable Pattern Words

1. vacant
2. siren
3. frequent
4. human
5. locate
6. secret
7. equal
8. finally

Challenge Short Vowel Words

(double the consonant to add ending)

1. big , biggest
2. trip, tripped
3. shred, shredded
4. quiz, quizzes

Directions: Pick 3 activities that make a tic-tac-toe to complete using your weekly spelling words. Complete each activity on a separate sheet of paper and attach to this list.

All spelling activities are due on Friday.

<p style="text-align: center;">Rainbow Words</p> <p>Use the ROYGBIV color pattern to spell your words. Write each letter in a different color.</p>	<p style="text-align: center;">Pyramid</p> <p>Make letter pyramids with your words.</p> <p style="text-align: center;">b bu bug</p>	<p style="text-align: center;">Spelling City</p> <p>Complete one activity on spellingcity.com. Print the activity or have a parent write a note that gives the activity name and your score.</p>
<p style="text-align: center;">Vowels and Consonants</p> <p>Write each word one time. Circle vowels in red and consonants in blue.</p>	<p style="text-align: center;">Practice Test</p> <p>Have a parent give you a practice test or take a practice test on Spelling City. Write any missed words 3 times each. Parent signature required. signature required.</p>	<p style="text-align: center;">Round and Round</p> <p>Write your words around the outside of your paper. Continue until you get to the middle.</p> 
<p style="text-align: center;">Definitions</p> <p>Use a dictionary or an online dictionary www.wordsmyth.net to look up and write the definition of each of your spelling words.</p>	<p style="text-align: center;">Sentences</p> <p>Write or type a sentence with each of your words. Underline each spelling word in your sentences.</p>	<p style="text-align: center;">Fancy Cursive</p> <p>Write your words 2 times each in cursive or type your words 2 times each in a fancy font.</p>

Name _____

Due Date _____

Spelling Week 18 (R-Controlled Syllable)

High Frequency Words

1. special
2. strong
3. suddenly
4. summer
5. system

Syllable Pattern Words

1. order
2. partner
3. perform
4. disturb
5. corner
6. factory
7. further
8. terrific


Challenge Words

(change y to i before adding a suffix)

1. happy, happier
2. deny, denied
3. rely, reliable
4. angry, angrily

Directions: Pick 3 activities that make a tic-tac-toe to complete using your weekly spelling words. Complete each activity on a separate sheet of paper and attach to this list.

All spelling activities are due on Friday.

<p style="text-align: center;">Wordle</p> <p>Use www.wordle.net to type all your words and create a word cloud.</p> 	<p style="text-align: center;">A to Z</p> <p>List all your words in alphabetical order.</p>	<p style="text-align: center;">Practice Test</p> <p>Have a parent give you a practice test. Write any missed words 3 times each. Parent signature required.</p>												
<p style="text-align: center;">Letter Count</p> <p>Organize your words in lists by the number of letters in each word.</p> <table border="1" data-bbox="207 1495 493 1614"> <tbody> <tr> <td>2</td> <td>3</td> <td>4</td> </tr> <tr> <td>on</td> <td>not</td> <td>spot</td> </tr> <tr> <td></td> <td>was</td> <td>then</td> </tr> <tr> <td></td> <td></td> <td>what</td> </tr> </tbody> </table>	2	3	4	on	not	spot		was	then			what	<p style="text-align: center;">Red Vowels</p> <p>Write all your words in a list and then circle all the vowels in red.</p>	<p style="text-align: center;">Ransom Note</p> <p>Cut out letters from magazines or newspapers and glue to spell your words.</p>
2	3	4												
on	not	spot												
	was	then												
		what												
<p style="text-align: center;">Puzzles</p> <p>Use www.puzzlemaker.com to create a word search or crossword using your words.</p>	<p style="text-align: center;">Sentences</p> <p>Write a sentence with each of your words. Underline each spelling word in your sentences.</p>	<p style="text-align: center;">Fancy Cursive</p> <p>Write your words 2 times each in cursive or type your words 2 times each in a fancy font.</p>												

Name _____

Due Date _____

Spelling Week 19 (Consonant + le, el, al Syllable)

No Excuses Words

1. then
2. this
3. time
4. up
5. was

Syllable Pattern Words

1. nickel
2. disable
3. total
4. sparkle
5. decimal
6. special
7. cancel
8. uncle


Challenge Words

(drop silent e to add a vowel suffix)

1. giggle, giggling
2. use, using
3. fame, famous
4. hope, hoped

Directions: Pick 3 activities that make a tic-tac-toe to complete using your weekly spelling words. Complete each activity on a separate sheet of paper and attach to this list.

All spelling activities are due on Friday.

<p>Rainbow Words</p> <p>Use the ROYGBIV color pattern to spell your words. Write each letter in a different color.</p>	<p>Pyramid</p> <p>Make letter pyramids with your words.</p> <p>b bu bug</p>	<p>Spelling City</p> <p>Complete one activity on spellingcity.com. Print the activity or have a parent write a note that gives the activity name and your score.</p>
<p>Vowels and Consonants</p> <p>Write each word one time. Circle vowels in red and consonants in blue.</p>	<p>Practice Test</p> <p>Have a parent give you a practice test or take a practice test on Spelling City. Write any missed words 3 times each. Parent signature required. signature required.</p>	<p>Round and Round</p> <p>Write your words around the outside of your paper. Continue until you get to the middle.</p> 
<p>Definitions</p> <p>Use a dictionary or an online dictionary www.wordsmyth.net to look up and write the definition of each of your spelling words.</p>	<p>Sentences</p> <p>Write or type a sentence with each of your words. Underline each spelling word in your sentences.</p>	<p>Fancy Cursive</p> <p>Write your words 2 times each in cursive or type your words 2 times each in a fancy font.</p>

Name _____

Due Date _____

Spelling Week --(Vowel Team Syllables)

High Frequency Words


1. can't
2. cannot
3. carry
4. certain
5. care

Spelling Pattern Words

1. about
2. beneath
3. contain
4. enjoy
5. holiday
6. mistreat
7. raincoat
8. volunteer

Challenge Words

Directions: Pick 3 activities that make a tic-tac-toe to complete using your weekly spelling words. Complete each activity on a separate sheet of paper and attach to this list.
All spelling activities are due on Friday.

<p style="text-align: center;">Rainbow Words</p> <p>Use the ROYGBIV color pattern to spell your words. Write each letter in a different color.</p>	<p style="text-align: center;">Pyramid</p> <p>Make letter pyramids with your words.</p> <p style="text-align: center;">b bu bug</p>	<p style="text-align: center;">Flash Cards</p> <p>Make a flash card for each word. On one side of the card spell the word. On the other side of the card illustrate the word.</p>
<p style="text-align: center;">Vowels and Consonants</p> <p>Write each word one time. Circle vowels in red and consonants in blue.</p>	<p style="text-align: center;">Practice Test</p> <p>Have a parent give you a practice test. Write any missed words 3 times each. Parent signature required.</p>	<p style="text-align: center;">Round and Round</p> <p>Write your words around the outside of your paper. Continue until you get to the middle.</p> 
<p style="text-align: center;">Across and Down</p> <p>Write your words across the page and then down the page.</p> <p>a r e r e</p>	<p style="text-align: center;">Sentences</p> <p>Write a sentence with each of your words. Underline each spelling word in your sentences.</p>	<p style="text-align: center;">Fancy Cursive</p> <p>Write your words 2 times each in cursive or type your words 2 times each in a fancy font.</p>

Name _____

Due Date _____

Spelling Week -- (Silent |e| Syllables)

High Frequency Words

1. talk
2. tall
3. themselves
4. tiny
5. town


Spelling Pattern Words

1. severe
2. divide
3. dispute
4. alone
5. parade
6. amaze
7. prepare
8. notebook

Challenge Words

Directions: Pick 3 activities that make a tic-tac-toe to complete using your weekly spelling words. Complete each activity on a separate sheet of paper and attach to this list.

All spelling activities are due on Friday.

<p>Rainbow Words</p> <p>Use the ROYGBIV color pattern to spell your words. Write each letter in a different color.</p>	<p>Pyramid</p> <p>Make letter pyramids with your words.</p> <p style="text-align: center;">b bu bug</p>	<p>Flash Cards</p> <p>Make a flash card for each word. On one side of the card spell the word. On the other side of the card illustrate the word.</p>
<p>Vowels and Consonants</p> <p>Write each word one time. Circle vowels in red and consonants in blue.</p>	<p>Practice Test</p> <p>Have a parent give you a practice test. Write any missed words 3 times each. Parent signature required.</p>	<p>Round and Round</p> <p>Write your words around the outside of your paper. Continue until you get to the middle.</p> 
<p>Across and Down</p> <p>Write your words across the page and then down the page.</p> <p>a r e r e</p>	<p>Sentences</p> <p>Write a sentence with each of your words. Underline each spelling word in your sentences.</p>	<p>Fancy Cursive</p> <p>Write your words 2 times each in cursive or type your words 2 times each in a fancy font.</p>

Name _____

Due Date _____

Spelling Week (3 Syllable Words)

High Frequency Words

1. understood
2. voice
3. warm
4. watch
5. winter


Spelling Pattern Words

1. however
2. animal
3. grandfather
4. grandmother
5. important
6. victory
7. banana
8. yesterday

Challenge Words

Directions: Pick 3 activities that make a tic-tac-toe to complete using your weekly spelling words. Complete each activity on a separate sheet of paper and attach to this list.

All spelling activities are due on Friday.

<p style="text-align: center;">Wordle</p> <p>Use www.wordle.net to type all your words and create a word cloud.</p> 	<p style="text-align: center;">A to Z</p> <p>List all your words in alphabetical order.</p>	<p style="text-align: center;">Practice Test</p> <p>Have a parent give you a practice test. Write any missed words 3 times each. Parent signature required.</p>												
<p style="text-align: center;">Letter Count</p> <p>Organize your words in lists by the number of letters in each word.</p> <table border="1" data-bbox="194 1491 479 1606"> <thead> <tr> <th>2</th> <th>3</th> <th>4</th> </tr> </thead> <tbody> <tr> <td>on</td> <td>not</td> <td>spot</td> </tr> <tr> <td></td> <td>was</td> <td>then</td> </tr> <tr> <td></td> <td></td> <td>what</td> </tr> </tbody> </table>	2	3	4	on	not	spot		was	then			what	<p style="text-align: center;">Red Vowels</p> <p>Write all your words in a list and then circle all the vowels in red.</p>	<p style="text-align: center;">Ransom Note</p> <p>Cut out letters from magazines or newspapers and glue to spell your words.</p>
2	3	4												
on	not	spot												
	was	then												
		what												
<p style="text-align: center;">Puzzles</p> <p>Use www.puzzlemaker.com to create a word search or crossword using your words.</p>	<p style="text-align: center;">Sentences</p> <p>Write a sentence with each of your words. Underline each spelling word in your sentences.</p>	<p style="text-align: center;">Fancy Cursive</p> <p>Write your words 2 times each in cursive or type your words 2 times each in a fancy font.</p>												

Name _____

Due Date _____

Spelling Week (Endings |ing| |ed|)

No Excuses Words


1. we
2. were
3. where
4. when
5. which

Spelling Pattern Words

1. breathing
2. striped
3. fainted
4. fixing
5. flipped
6. wasting
7. hiking
8. wrapped

Challenge Words

Directions: Pick 3 activities that make a tic-tac-toe to complete using your weekly spelling words. Complete each activity on a separate sheet of paper and attach to this list.
All spelling activities are due on Friday.

<p style="text-align: center;">Tagxedo</p> <p>Use www.tagxedo.com to type all your words and create a word cloud.</p> 	<p style="text-align: center;">Z to A</p> <p>List all your words in alphabetical order backwards.</p>	<p style="text-align: center;">Spelling City</p> <p>Complete one activity on spellingcity.com. Print the activity or have a parent write a note that gives the activity name and your score.</p>												
<p style="text-align: center;">Letter Count</p> <p>Organize your words in lists by the number of letters in each word.</p> <table border="1" data-bbox="207 1495 493 1614"> <tr> <td>2</td> <td>3</td> <td>4</td> </tr> <tr> <td>on</td> <td>not</td> <td>spot</td> </tr> <tr> <td></td> <td>was</td> <td>then</td> </tr> <tr> <td></td> <td></td> <td>what</td> </tr> </table>	2	3	4	on	not	spot		was	then			what	<p style="text-align: center;">Practice Test</p> <p>Have a parent give you a practice test or take a practice test on Spelling City. Write any missed words 3 times each. Parent signature required.</p>	<p style="text-align: center;">Ransom Note</p> <p>Cut out letters from magazines or newspapers and glue to spell your words.</p>
2	3	4												
on	not	spot												
	was	then												
		what												
<p style="text-align: center;">Word Search</p> <p>Use www.puzzlemaker.com or graph paper to create a word search. You must circle or highlight all your words in the word search.</p>	<p style="text-align: center;">Sentences</p> <p>Write or type a sentence with each of your words. Underline each spelling word in your sentences.</p>	<p style="text-align: center;">Fancy Cursive</p> <p>Write your words 2 times each in cursive or type your words 2 times each in a fancy font.</p>												

Name _____

Due Date _____

Spelling Week (Endings |ge|)

High Frequency Words

1. able
2. anything
3. begin
4. build
5. built


Spelling Pattern Words

1. average
2. edge
3. cabbage
4. strange
5. cage
6. damage
7. judge
8. page

Challenge Words

Directions: Pick 3 activities that make a tic-tac-toe to complete using your weekly spelling words. Complete each activity on a separate sheet of paper and attach to this list.

All spelling activities are due on Friday.

<p style="text-align: center;">Rainbow Words</p> <p>Use the ROYGBIV color pattern to spell your words. Write each letter in a different color.</p>	<p style="text-align: center;">Pyramid</p> <p>Make letter pyramids with your words.</p> <p style="text-align: center;">b bu bug</p>	<p style="text-align: center;">Spelling City</p> <p>Complete one activity on spellingcity.com. Print the activity or have a parent write a note that gives the activity name and your score.</p>
<p style="text-align: center;">Vowels and Consonants</p> <p>Write each word one time. Circle vowels in red and consonants in blue.</p>	<p style="text-align: center;">Practice Test</p> <p>Have a parent give you a practice test or take a practice test on Spelling City. Write any missed words 3 times each. Parent signature required. signature required.</p>	<p style="text-align: center;">Round and Round</p> <p>Write your words around the outside of your paper. Continue until you get to the middle.</p> 
<p style="text-align: center;">Definitions</p> <p>Use a dictionary or an online dictionary www.wordsmyth.net to look up and write the definition of each of your spelling words.</p>	<p style="text-align: center;">Sentences</p> <p>Write or type a sentence with each of your words. Underline each spelling word in your sentences.</p>	<p style="text-align: center;">Fancy Cursive</p> <p>Write your words 2 times each in cursive or type your words 2 times each in a fancy font.</p>

Name _____

Due Date _____

Spelling Week (Prefixes)

High Frequency Words


1. already
2. although
3. area
4. beautiful
5. box

Spelling Pattern Words

1. distrust
2. redo
3. reread
4. dislike
5. rewrite
6. unload
7. untidy
8. unlucky

Challenge Words

Directions: Pick 3 activities that make a tic-tac-toe to complete using your weekly spelling words. Complete each activity on a separate sheet of paper and attach to this list.
All spelling activities are due on Friday.

<p style="text-align: center;">Tagxedo</p> <p>Use www.tagxedo.com to type all your words and create a word cloud.</p> 	<p style="text-align: center;">Z to A</p> <p>List all your words in alphabetical order backwards.</p>	<p style="text-align: center;">Spelling City</p> <p>Complete one activity on spellingcity.com. Print the activity or have a parent write a note that gives the activity name and your score.</p>												
<p style="text-align: center;">Letter Count</p> <p>Organize your words in lists by the number of letters in each word.</p> <table border="1" data-bbox="194 1491 479 1612"> <tr> <td>2</td> <td>3</td> <td>4</td> </tr> <tr> <td>on</td> <td>not</td> <td>spot</td> </tr> <tr> <td></td> <td>was</td> <td>then</td> </tr> <tr> <td></td> <td></td> <td>what</td> </tr> </table>	2	3	4	on	not	spot		was	then			what	<p style="text-align: center;">Practice Test</p> <p>Have a parent give you a practice test or take a practice test on Spelling City. Write any missed words 3 times each. Parent signature required.</p>	<p style="text-align: center;">Ransom Note</p> <p>Cut out letters from magazines or newspapers and glue to spell your words.</p>
2	3	4												
on	not	spot												
	was	then												
		what												
<p style="text-align: center;">Word Search</p> <p>Use www.puzzlemaker.com or graph paper to create a word search. You must circle or highlight all your words in the word search.</p>	<p style="text-align: center;">Sentences</p> <p>Write or type a sentence with each of your words. Underline each spelling word in your sentences.</p>	<p style="text-align: center;">Fancy Cursive</p> <p>Write your words 2 times each in cursive or type your words 2 times each in a fancy font.</p>												

Name _____

Due Date _____

Spelling Week (Endings VCV)

High Frequency Words


1. main
2. map
3. notice
4. outside
5. past

Spelling Pattern Words

1. busy
2. limit
3. talent
4. magic
5. cousin
6. modern
7. vivid
8. jealous

Challenge Words

Directions: Pick 3 activities that make a tic-tac-toe to complete using your weekly spelling words. Complete each activity on a separate sheet of paper and attach to this list.
All spelling activities are due on Friday.

<p>Rainbow Words</p> <p>Use the ROYGBIV color pattern to spell your words. Write each letter in a different color.</p>	<p>Pyramid</p> <p>Make letter pyramids with your words.</p> <p style="text-align: center;">b bu bug</p>	<p>Flash Cards</p> <p>Make a flash card for each word. On one side of the card spell the word. On the other side of the card illustrate the word.</p>
<p>Vowels and Consonants</p> <p>Write each word one time. Circle vowels in red and consonants in blue.</p>	<p>Practice Test</p> <p>Have a parent give you a practice test. Write any missed words 3 times each. Parent signature required.</p>	<p>Round and Round</p> <p>Write your words around the outside of your paper. Continue until you get to the middle.</p> 
<p>Across and Down</p> <p>Write your words across the page and then down the page.</p> <p>a r e r e</p>	<p>Sentences</p> <p>Write a sentence with each of your words. Underline each spelling word in your sentences.</p>	<p>Fancy Cursive</p> <p>Write your words 2 times each in cursive or type your words 2 times each in a fancy font.</p>

Name _____

Due Date _____

Spelling Week (Endings |er| |est| |es| |ed|)

High Frequency Words

1. feel
2. field
3. fine
4. finally
5. floor

Spelling Pattern Words

1. easier
2. happiest
3. stories
4. studied
5. families
6. prettiest
7. funnier
8. hurried

Challenge Words

Directions: Pick 3 activities that make a tic-tac-toe to complete using your weekly spelling words. Complete each activity on a separate sheet of paper and attach to this list.
All spelling activities are due on Friday.

<p style="text-align: center;">Rainbow Words</p> <p>Use the ROYGBIV color pattern to spell your words. Write each letter in a different color.</p>	<p style="text-align: center;">Pyramid</p> <p>Make letter pyramids with your words.</p> <p style="text-align: center;">b bu bug</p>	<p style="text-align: center;">Flash Cards</p> <p>Make a flash card for each word. On one side of the card spell the word. On the other side of the card illustrate the word.</p>
<p style="text-align: center;">Vowels and Consonants</p> <p>Write each word one time. Circle vowels in red and consonants in blue.</p>	<p style="text-align: center;">Practice Test</p> <p>Have a parent give you a practice test. Write any missed words 3 times each. Parent signature required.</p>	<p style="text-align: center;">Round and Round</p> <p>Write your words around the outside of your paper. Continue until you get to the middle.</p> 
<p style="text-align: center;">Across and Down</p> <p>Write your words across the page and then down the page.</p> <p>a r e r e</p>	<p style="text-align: center;">Sentences</p> <p>Write a sentence with each of your words. Underline each spelling word in your sentences.</p>	<p style="text-align: center;">Fancy Cursive</p> <p>Write your words 2 times each in cursive or type your words 2 times each in a fancy font.</p>

Name _____

Due Date _____

Spelling Week 22 (Endings VCV)

High Frequency Words


1. friend
2. gone
3. held
4. hold
5. hour

Spelling Pattern Words

1. paper
2. season
3. moment
4. pilot
5. chosen
6. music
7. human
8. knew

Challenge Words

Directions: Pick 3 activities that make a tic-tac-toe to complete using your weekly spelling words. Complete each activity on a separate sheet of paper and attach to this list.
All spelling activities are due on Friday.

<p style="text-align: center;">Wordle</p> <p>Use www.wordle.net to type all your words and create a word cloud.</p> 	<p style="text-align: center;">A to Z</p> <p>List all your words in alphabetical order.</p>	<p style="text-align: center;">Practice Test</p> <p>Have a parent give you a practice test. Write any missed words 3 times each. Parent signature required.</p>												
<p style="text-align: center;">Letter Count</p> <p>Organize your words in lists by the number of letters in each word.</p> <table border="1" data-bbox="207 1495 493 1614"> <tr> <td>2</td> <td>3</td> <td>4</td> </tr> <tr> <td>on</td> <td>not</td> <td>spot</td> </tr> <tr> <td></td> <td>was</td> <td>then</td> </tr> <tr> <td></td> <td></td> <td>what</td> </tr> </table>	2	3	4	on	not	spot		was	then			what	<p style="text-align: center;">Red Vowels</p> <p>Write all your words in a list and then circle all the vowels in red.</p>	<p style="text-align: center;">Ransom Note</p> <p>Cut out letters from magazines or newspapers and glue to spell your words.</p>
2	3	4												
on	not	spot												
	was	then												
		what												
<p style="text-align: center;">Puzzles</p> <p>Use www.puzzlemaker.com to create a word search or crossword using your words.</p>	<p style="text-align: center;">Sentences</p> <p>Write a sentence with each of your words. Underline each spelling word in your sentences.</p>	<p style="text-align: center;">Fancy Cursive</p> <p>Write your words 2 times each in cursive or type your words 2 times each in a fancy font.</p>												

Name _____

Due Date _____

Spelling Week (Suffixes |less| |ful|)

High Frequency Words

1. piece
2. question
3. quite
4. quiet
5. rain


Spelling Pattern Words

1. careless
2. fearful
3. powerful
4. hopeful
5. hopeless
6. useful
7. careful
8. useless

Challenge Words

Directions: Pick 3 activities that make a tic-tac-toe to complete using your weekly spelling words. Complete each activity on a separate sheet of paper and attach to this list.

All spelling activities are due on Friday.

<p style="text-align: center;">Wordle</p> <p>Use www.wordle.net to type all your words and create a word cloud.</p> 	<p style="text-align: center;">A to Z</p> <p>List all your words in alphabetical order.</p>	<p style="text-align: center;">Practice Test</p> <p>Have a parent give you a practice test. Write any missed words 3 times each. Parent signature required.</p>												
<p style="text-align: center;">Letter Count</p> <p>Organize your words in lists by the number of letters in each word.</p> <table border="1" data-bbox="207 1495 493 1614"> <thead> <tr> <th>2</th> <th>3</th> <th>4</th> </tr> </thead> <tbody> <tr> <td>on</td> <td>not</td> <td>spot</td> </tr> <tr> <td></td> <td>was</td> <td>then</td> </tr> <tr> <td></td> <td></td> <td>what</td> </tr> </tbody> </table>	2	3	4	on	not	spot		was	then			what	<p style="text-align: center;">Red Vowels</p> <p>Write all your words in a list and then circle all the vowels in red.</p>	<p style="text-align: center;">Ransom Note</p> <p>Cut out letters from magazines or newspapers and glue to spell your words.</p>
2	3	4												
on	not	spot												
	was	then												
		what												
<p style="text-align: center;">Puzzles</p> <p>Use www.puzzlemaker.com to create a word search or crossword using your words.</p>	<p style="text-align: center;">Sentences</p> <p>Write a sentence with each of your words. Underline each spelling word in your sentences.</p>	<p style="text-align: center;">Fancy Cursive</p> <p>Write your words 2 times each in cursive or type your words 2 times each in a fancy font.</p>												

Name _____

Due Date _____

Spelling Week (Homophones)

<u>No Excuses Words</u>	<u>Spelling Pattern Words</u>	<u>Challenge Words</u>
1.	1. deer 2. dear 3. meet 4. meat 5. peek 6. peak 7. wait 8. weight	<hr/> <hr/>

Directions: Pick 3 activities that make a tic-tac-toe to complete using your weekly spelling words. Complete each activity on a separate sheet of paper and attach to this list.
All spelling activities are due on Friday.

Rainbow Words Use the ROYGBIV color pattern to spell your words. Write each letter in a different color.	Pyramid Make letter pyramids with your words. b bu bug	Flash Cards Make a flash card for each word. On one side of the card spell the word. On the other side of the card illustrate the word.
Vowels and Consonants Write each word one time. Circle vowels in red and consonants in blue.	Practice Test Have a parent give you a practice test. Write any missed words 3 times each. Parent signature required.	Round and Round Write your words around the outside of your paper. Continue until you get to the middle. 
Across and Down Write your words across the page and then down the page. a r e r e	Sentences Write a sentence with each of your words. Underline each spelling word in your sentences.	Fancy Cursive Write your words 2 times each in cursive or type your words 2 times each in a fancy font.

Name _____

Due Date _____

Spelling Week (Vowel Sounds |ou| and |o|)

No Excuses Words


1.

Spelling Pattern Words

1. false
2. always
3. proud
4. shout
5. bounce
6. cause
7. clown
8. walk

Challenge Words

Directions: Pick 3 activities that make a tic-tac-toe to complete using your weekly spelling words. Complete each activity on a separate sheet of paper and attach to this list.
All spelling activities are due on Friday.

<p style="text-align: center;">Wordle</p> <p>Use www.wordle.net to type all your words and create a word cloud.</p> 	<p style="text-align: center;">A to Z</p> <p>List all your words in alphabetical order.</p>	<p style="text-align: center;">Practice Test</p> <p>Have a parent give you a practice test. Write any missed words 3 times each. Parent signature required.</p>												
<p style="text-align: center;">Letter Count</p> <p>Organize your words in lists by the number of letters in each word.</p> <table border="1" data-bbox="194 1491 479 1606"> <tr> <td>2</td> <td>3</td> <td>4</td> </tr> <tr> <td>on</td> <td>not</td> <td>spot</td> </tr> <tr> <td></td> <td>was</td> <td>then</td> </tr> <tr> <td></td> <td></td> <td>what</td> </tr> </table>	2	3	4	on	not	spot		was	then			what	<p style="text-align: center;">Red Vowels</p> <p>Write all your words in a list and then circle all the vowels in red.</p>	<p style="text-align: center;">Ransom Note</p> <p>Cut out letters from magazines or newspapers and glue to spell your words.</p>
2	3	4												
on	not	spot												
	was	then												
		what												
<p style="text-align: center;">Puzzles</p> <p>Use www.puzzlemaker.com to create a word search or crossword using your words.</p>	<p style="text-align: center;">Sentences</p> <p>Write a sentence with each of your words. Underline each spelling word in your sentences.</p>	<p style="text-align: center;">Fancy Cursive</p> <p>Write your words 2 times each in cursive or type your words 2 times each in a fancy font.</p>												

Name _____

Due Date _____


Spelling Week -- (Unusual Spellings)

Spelling Pattern Words

- | | |
|--------------|-------------|
| 1. guide | 6. guess |
| 2. rhyme | 7. woman |
| 3. guarantee | 8. women |
| 4. magazine | 9. guest |
| 5. wealth | 10. receive |

Challenge Words

Directions: Pick 3 activities that make a tic-tac-toe to complete using your weekly spelling words. Complete each activity on a separate sheet of paper and attach to this list.
All spelling activities are due on Friday.

<p style="text-align: center;">Wordle</p> <p>Use www.wordle.net to type all your words and create a word cloud.</p> 	<p style="text-align: center;">A to Z</p> <p>List all your words in alphabetical order.</p>	<p style="text-align: center;">Practice Test</p> <p>Have a parent give you a practice test. Write any missed words 3 times each. Parent signature required.</p>												
<p style="text-align: center;">Letter Count</p> <p>Organize your words in lists by the number of letters in each word.</p> <table border="1" data-bbox="219 1438 503 1554"> <tr> <td>2</td> <td>3</td> <td>4</td> </tr> <tr> <td>on</td> <td>not</td> <td>spot</td> </tr> <tr> <td></td> <td>was</td> <td>then</td> </tr> <tr> <td></td> <td></td> <td>what</td> </tr> </table>	2	3	4	on	not	spot		was	then			what	<p style="text-align: center;">Red Vowels</p> <p>Write all your words in a list and then circle all the vowels in red.</p>	<p style="text-align: center;">Ransom Note</p> <p>Cut out letters from magazines or newspapers and glue to spell your words.</p>
2	3	4												
on	not	spot												
	was	then												
		what												
<p style="text-align: center;">Puzzles</p> <p>Use www.puzzlemaker.com to create a word search or crossword using your words.</p>	<p style="text-align: center;">Sentences</p> <p>Write a sentence with each of your words. Underline each spelling word in your sentences.</p>	<p style="text-align: center;">Fancy Cursive</p> <p>Write your words 2 times each in cursive or type your words 2 times each in a fancy font.</p>												